

FC Messaging Property File Creation
Oracle FLEXCUBE Universal Banking
Release 12.1.0.0.0
[October] [2015]



Table of Contents

1. Contents

- 1. Creating Property File for FC Messaging Application..... 3
- 1.1 Introduction..... 3

1. Creating Property File for FC Messaging Application

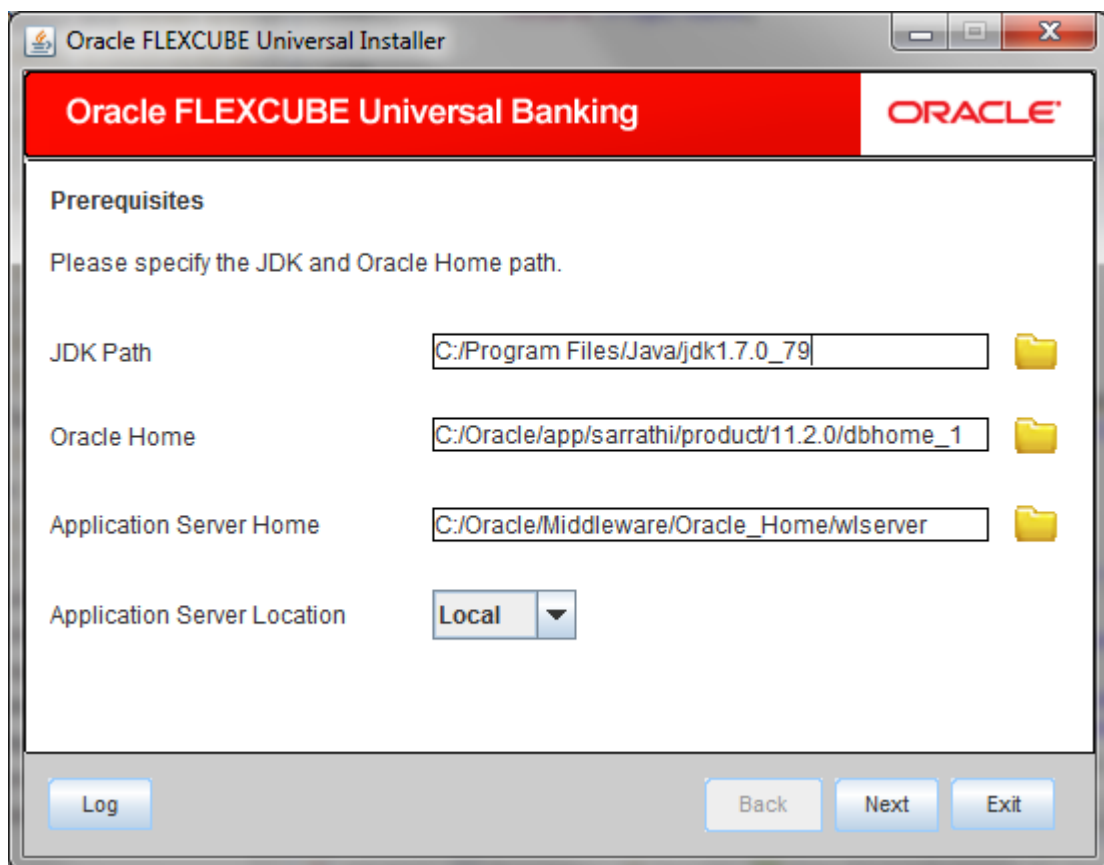
1.1 Introduction

This chapter explains the steps to create the property file for FCM application.

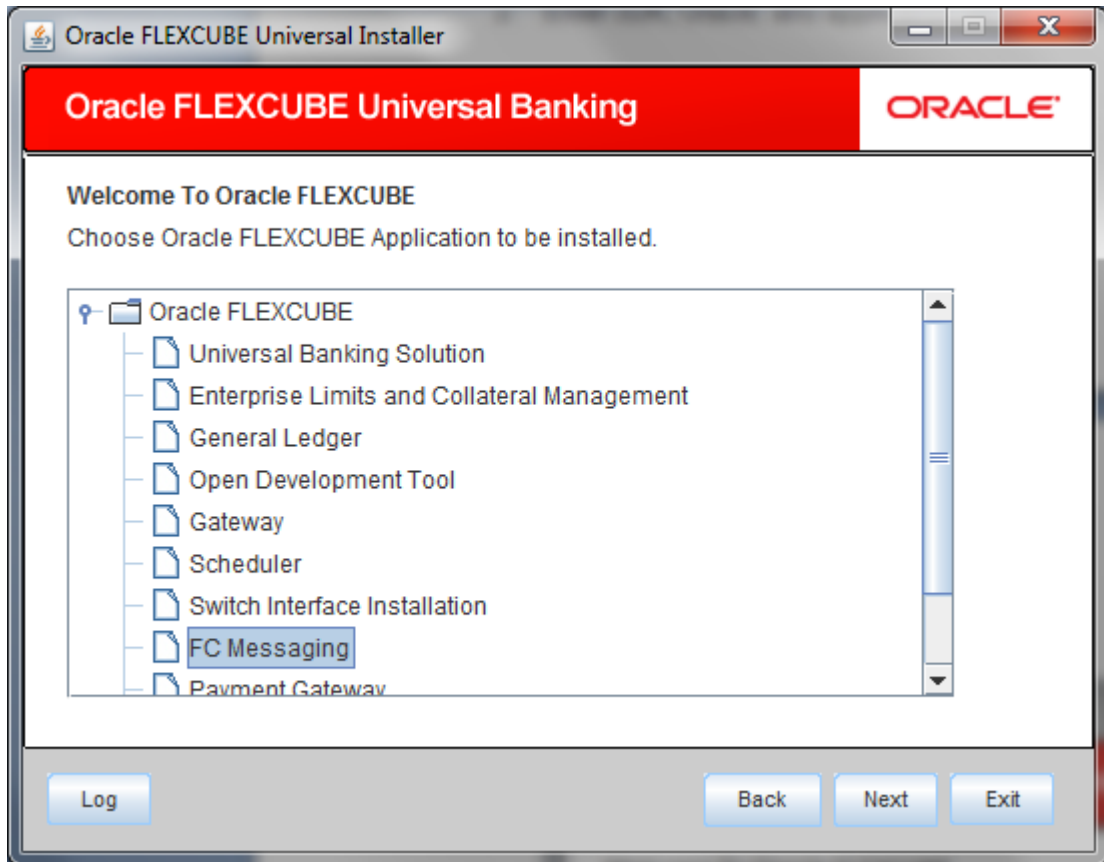
1.2 Creating Property Files

Follow the steps given below:

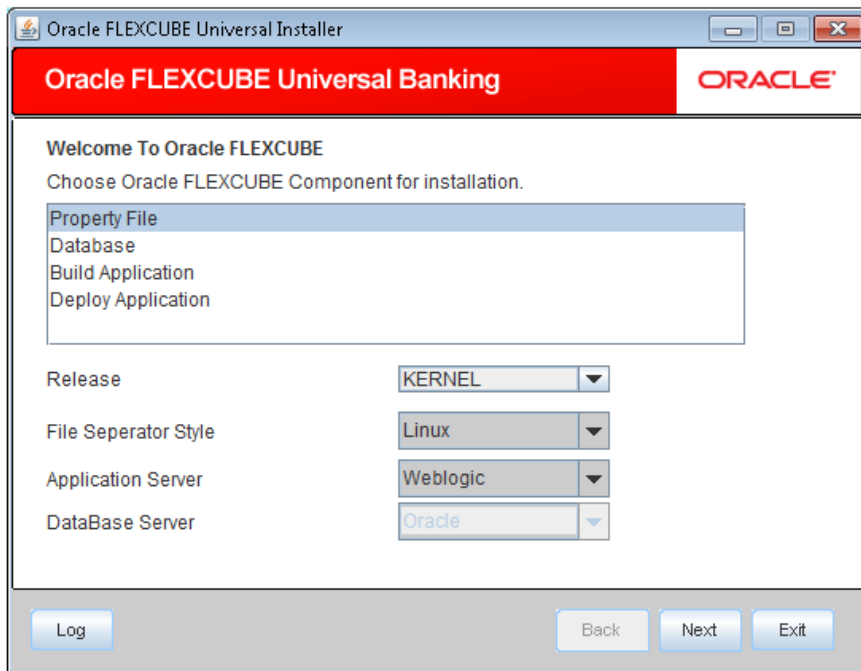
1. Start Oracle FLEXCUBE Universal Installer 1.0. Welcome screen is displayed



2. Enter JDK, Oracle, and application server home directory in respective input fields.



1. Select 'FC Messaging' and click 'Next', the following screen is displayed:



1. Select 'Property File'.
2. Specify the following details:

Operating System

Specify the operating system in which you are creating the property file. Select the appropriate one from the adjoining drop-down list.

Application Server

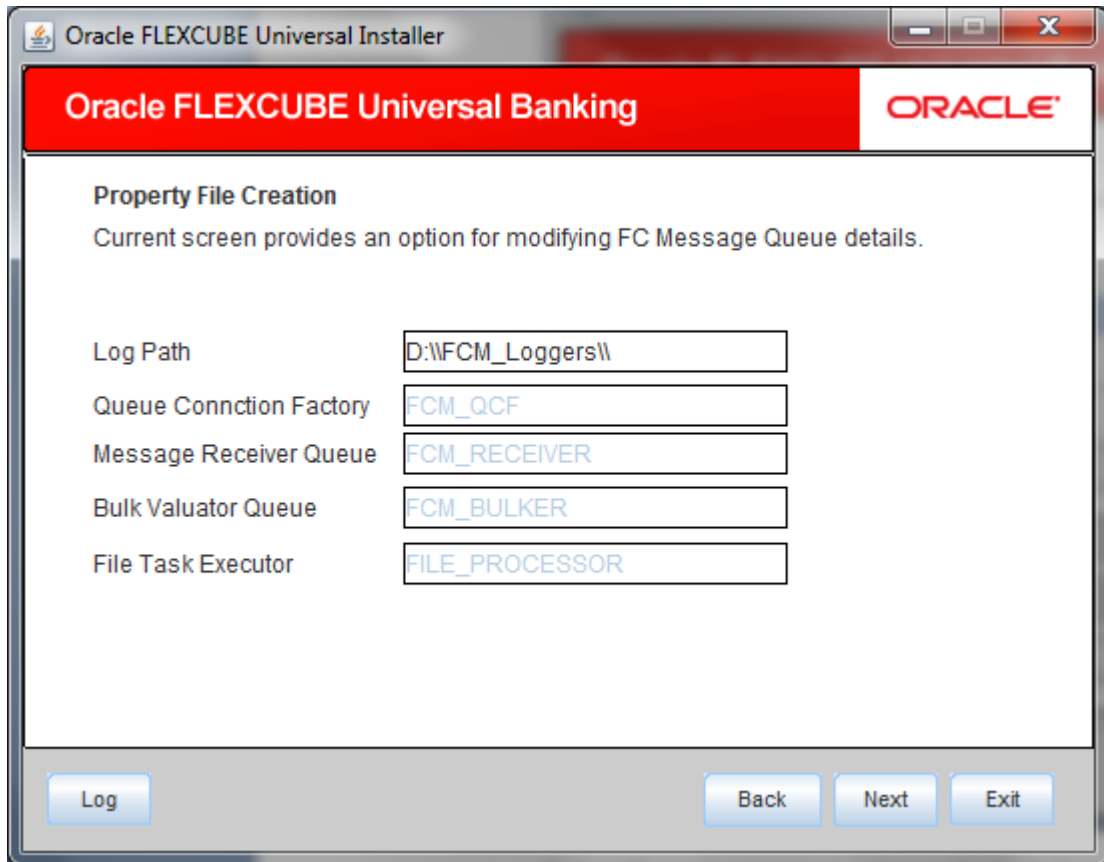
Specify the application server in which you are creating the property file. Select the appropriate one from the adjoining drop-down list.

Release

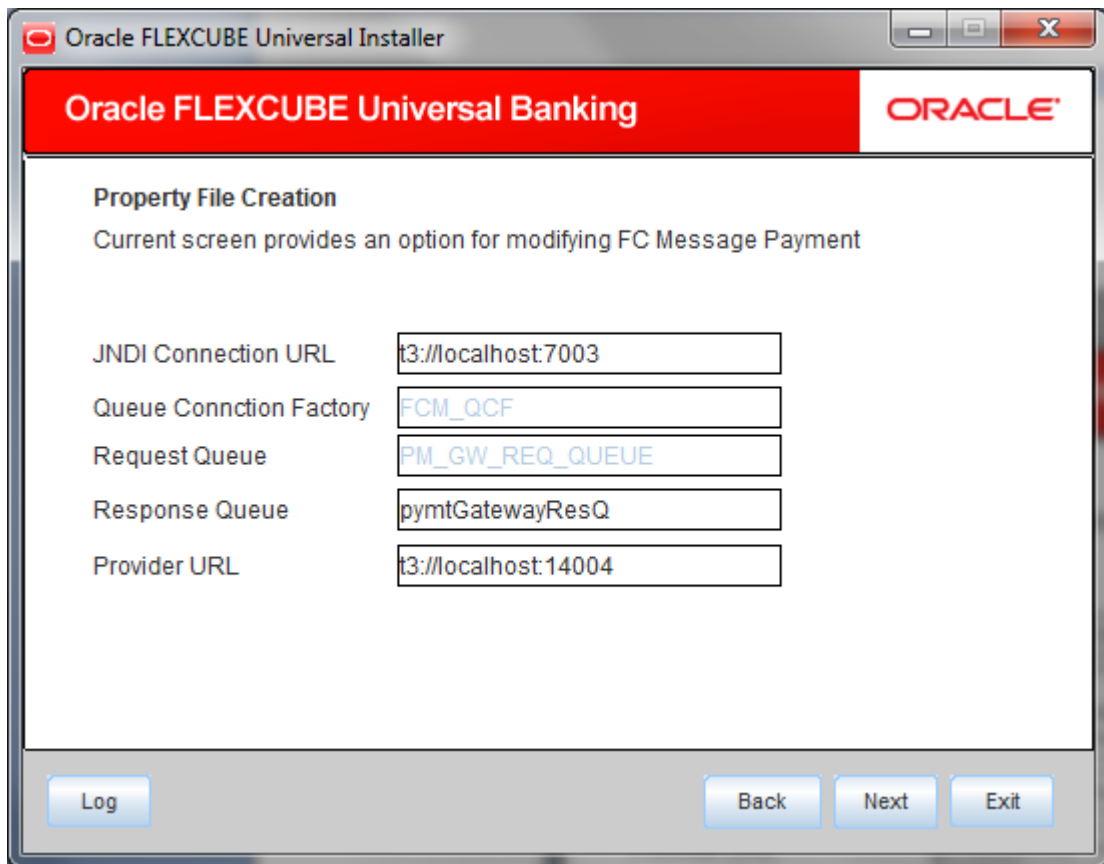
Specify the release in which you are creating the property file. **Select** the appropriate one from the adjoining drop-down list. The options are:

- KERNEL
- VN.Cluster

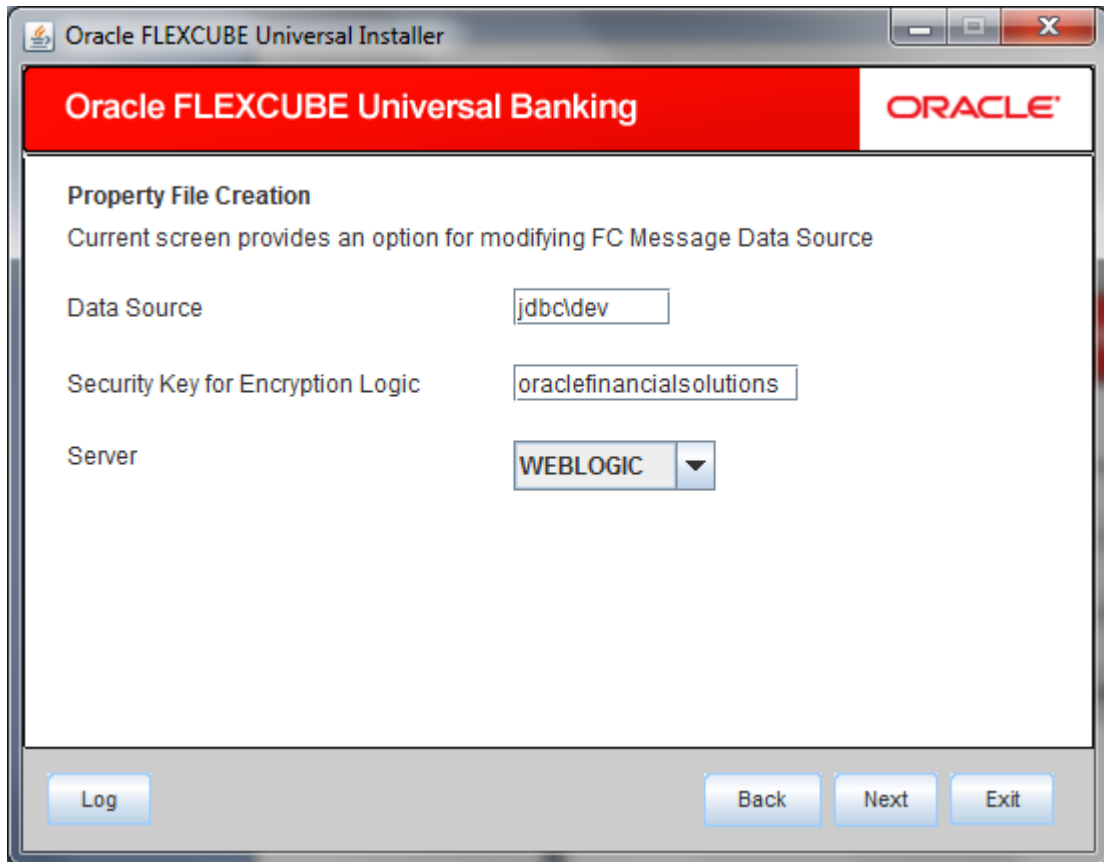
3. Once you have specified the details, click 'Next' to continue. The following screen is displayed.



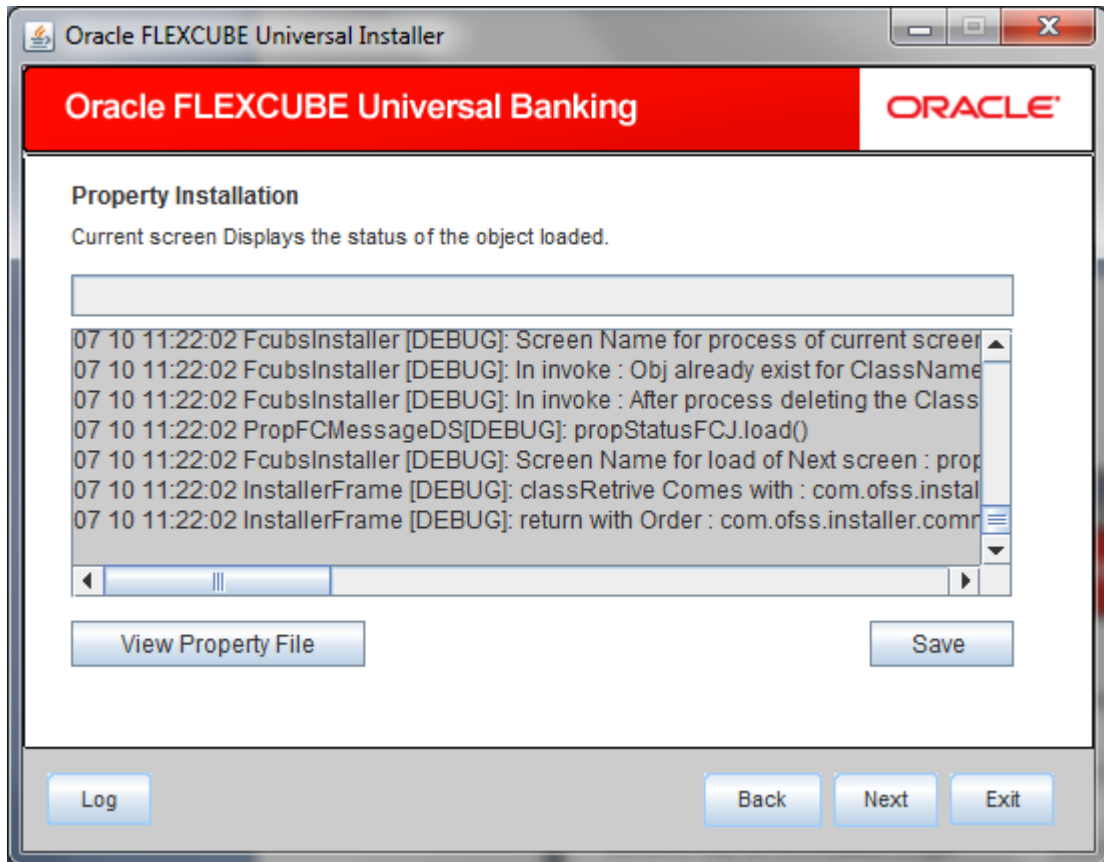
4. Key in Log file location. The default Queue JNDI is displayed in the respective fields. Currently the fields are not editable. However these can be edited directly in properties file.



5. The default Queue names, provider URL, and Connection URL is displayed. Modify wherever required.



6. Select datasource and security key to encrypt datasource.
7. Select application server from the dropdown. Currently weblogic and websphere application servers are supported.
8. Click next



9. Click **“View Property File”** to review the property file entries. If any change is required then click back and change accordingly.
10. Click **save** if property file to be stored in specific location rather than default location. Click next to proceed with Build application.



FC Messaging Property File Creation
[October] [2015]
Version 12.1.0.0.0

Oracle Financial Services Software Limited
Oracle Park
Off Western Express Highway
Goregaon (East)
Mumbai, Maharashtra 400 063
India

Worldwide Inquiries:
Phone: +91 22 6718 3000
Fax: +91 22 6718 3001
www.oracle.com/financialservices/

Copyright © [2007], [2015], Oracle and/or its affiliates. All rights reserved.

Oracle and Java are registered trademarks of Oracle and/or its affiliates. Other names may be trademarks of their respective owners.

U.S. GOVERNMENT END USERS: Oracle programs, including any operating system, integrated software, any programs installed on the hardware, and/or documentation, delivered to U.S. Government end users are "commercial computer software" pursuant to the applicable Federal Acquisition Regulation and agency-specific supplemental regulations. As such, use, duplication, disclosure, modification, and adaptation of the programs, including any operating system, integrated software, any programs installed on the hardware, and/or documentation, shall be subject to license terms and license restrictions applicable to the programs. No other rights are granted to the U.S. Government.

This software or hardware is developed for general use in a variety of information management applications. It is not developed or intended for use in any inherently dangerous applications, including applications that may create a risk of personal injury. If you use this software or hardware in dangerous applications, then you shall be responsible to take all appropriate failsafe, backup, redundancy, and other measures to ensure its safe use. Oracle Corporation and its affiliates disclaim any liability for any damages caused by use of this software or hardware in dangerous applications.

This software and related documentation are provided under a license agreement containing restrictions on use and disclosure and are protected by intellectual property laws. Except as expressly permitted in your license agreement or allowed by law, you may not use, copy, reproduce, translate, broadcast, modify, license, transmit, distribute, exhibit, perform, publish or display any part, in any form, or by any means. Reverse engineering, disassembly, or decompilation of this software, unless required by law for interoperability, is prohibited.

The information contained herein is subject to change without notice and is not warranted to be error-free. If you find any errors, please report them to us in writing.

This software or hardware and documentation may provide access to or information on content, products and services from third parties. Oracle Corporation and its affiliates are not responsible for and expressly disclaim all warranties of any kind with respect to third-party content, products, and services. Oracle Corporation and its affiliates will not be responsible for any loss, costs, or damages incurred due to your access to or use of third-party content, products, or services..

